

Studying the Gospel of John with the StudyMap

This tutorial is designed first for helping you to perceive clearly the message of Jesus, as you memorize and understand His teaching as it is enshrined in the Gospel of John. This tutorial is also designed to enable you to share what you learn in the Gospel of John with others and teach them with the help of the StudyMap, even if they don't know how to read.

As you read, I invite you to have with you the "StudyMap on the Gospel of John" graphic that is available on the webpage www.studymaps.org/john, that you need to regularly look at as you read this tutorial. When you see underlined text, it is an invitation to check on the graphic or StudyMap where this text is located.

The key parts of the Gospel of John

The Gospel of John presents to us the amazing story of Jesus, the Word of God. He came from heaven to teach us how to become a child of God, by the power of the Holy Spirit, how to love and be prepared to be with Him and his Heavenly Father forever.

(you can find this title on the right side of the StudyMap)

This gospel can be divided into four parts:

- Chapters 1 to 6 present the Beginning of Jesus' ministry
- Chapters 7 to 12 show Jesus' Ministry in Jerusalem
- Chapters 13 to 17 are Jesus' Last teachings to his disciples
- Chapters 18 to 21 describe Jesus' Death and Resurrection

I invite you to remember the position of these four parts, to help build your memory and understanding of this so profound gospel. The first part about the Beginning of Jesus' Ministry is placed on the bottom two lines, like the foundation on which the three next parts will be built.

The central part on the graphic is about the central teaching of Jesus in chapters 13 to 17, Jesus' Last teachings to his disciples, and prepares them to become mature disciples after his departure. On the left side of this central teaching, we have the second part on Jesus' Ministry in Jerusalem in chapters 7 to 12, and on the right side is the fourth part about Jesus' Death and resurrection in chapters 18 to 21.

You can now close your eyes and try to remember what are the four parts, their position, and their titles.


As an exercise, hide the graphic and think of part 3: Where is it located? What is its title?

What about part 2? Do you remember where part 4 is and its title? And part 1?

Once you know the position and title for each part, you are invited to begin the study of each specific part, in order to better know the Way, the Truth and the Life who is Jesus.

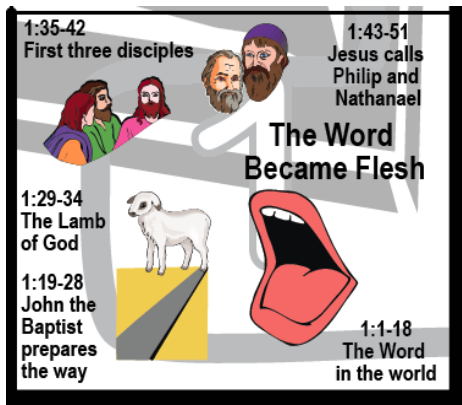
At this point, you are invited to download and play the video 'The key parts of the Gospel of John' that is available at www.studymaps.org/john.

Chapters 1-6, Beginning of Jesus' Ministry



In this first

part, we discover Jesus as the Word of God, how he came to the world, his first disciples, miracles, and teachings.



Chapter 1: The Word Became Flesh

The first chapter can be divided into three parts: - First, we see what is sometimes called the “Prologue”, in verses 1 to 18, with the picture of an open mouth to help us think of someone speaking a word. This picture is associated with the story about The Word in the World, where we discover that the Word of God is God and that everything was created through this Word, and that this Word became flesh in Jesus.

- Then, we have stories two and three about how John the Baptist prepared people to welcome Jesus. The second story is about how John the Baptist prepares the way, with the picture of a road on a yellow background – like a road in the desert. The third story is about the Lamb of God, with the picture of a lamb with a leg stepping on the previous picture of the road – thus showing that the way prepared by John the Baptist leads directly to Jesus, the lamb of God. - Finally, the chapter finishes with stories four and five about the first disciples of Jesus, located in the upper part of the chapter image. The fourth story is about the First three disciples, and is followed by the fifth story about how Philip became a disciple of Jesus and then led his friend Nathanael to Jesus.

Now, I invite you to hide the image of chapter one and to recall the position, picture and title of the five stories of this first chapter. Do you remember the title of the chapter?

Do you remember the picture of the first story, its position and its title?

Where is the third story? What is its picture and title?

What about the picture of the second story? What is its title? What is its position? Do you recall the connection between the pictures of stories 2 and 3?

Can you visualize what the picture is for the fourth story? What is its position and title?

What is the picture of the fifth story? What is its position and title?

Once you have remembered all these five pictures, their titles, their positions and the title of this first chapter (*The Word became flesh*), you should move on to the next chapter.



Chapter 2: First Sign and Cleansing

In chapter 2, we read of two key actions in Jesus' ministry, showing how surprising Jesus' teaching is. First, we find the story where Jesus turns water into wine at Cana, showing how Jesus values human weddings, and blesses this time through an astonishing miracle. This symbolically prepares us to understand that Jesus is the bridegroom, and the Messiah, promised to Israel. The picture for this story shows a servant pouring water into a purification jar, while Jesus is there and his mother looks on from afar, as the miracle takes place.

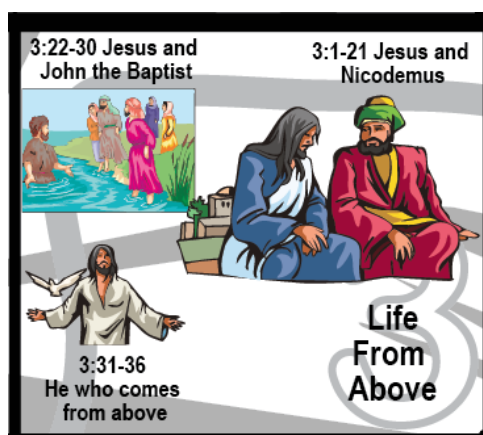
Then, the second story shows how Jesus clears the temple. This is again astonishing, Jesus showing that some practices in the temple

are not pleasing to God. The picture shows Jesus overturning the tables of the money changers, driving away the sheep and liberating the doves sold for sacrifice. In this story, Jesus tells that He is the temple of God, and that even if he is destroyed and killed he will resurrect, thus preparing his disciples for a new way of believing in God and in Jesus.

In this chapter, we clearly see how Jesus brings a surprising new teaching, a teaching that will not be accepted by all.

If you hide the image, are you able to remember what the first picture is and where it is placed? What about the associated title? What is the second picture? What is its title and position? What is the title of the whole chapter? Once you recall all these elements, you are invited to go on to the next chapter.

Chapter 3: Life From Above



In this chapter, Jesus teaches about life from above.

First, we discover the story of Jesus and Nicodemus. The picture shows two men discussing. Here, Jesus teaches that one needs to be born again, to be born from God or born from above. This new life from above that we are called to live, is not possible by our own efforts. It is achieved only by the power of the Spirit and through faith in Jesus.

The second story, on the top left, with the picture of John baptizing people, is titled Jesus and John the Baptist. In this story, John reminds people that Jesus must become greater and that he himself must become less, showing clearly that Jesus is above him.

The last teaching, in the bottom left corner, with the picture of Jesus and a dove, is titled He who comes from above. Jesus is the one from above, and only he can give the Spirit and eternal life, to those who believe in him.

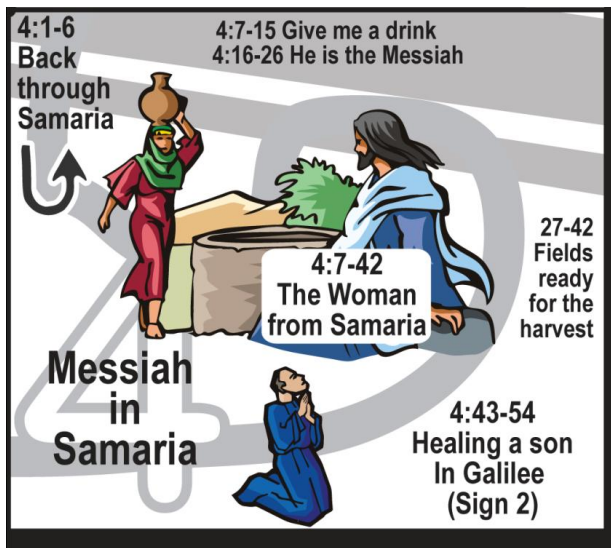
These three stories help us understand how Jesus brings the life from above, for everyone who believes in him.

As you hide the graphic, are you able to remember the first picture, with its position and title?

What about the picture of the third story? Where is it found? What is its title?

What is the title of the second story? What is its picture and position? What is the title of the whole chapter?

Once you are able to remember with ease, please move on to chapter 4.



Chapter 4: Messiah in Samaria

This fourth chapter shows how Jesus will be welcomed as Messiah in Samaria.

The first picture is a returning arrow, because Jesus returned to Galilee through Samaria. The associated title is Back through Samaria (verses 1 to 6).

The second story is The Woman from Samaria, and the picture shows a woman carrying a water jar on her head, while Jesus looks at her as he sits close to a well. This story has three sub-stories in it. In the first one, Jesus will ask a Samaritan woman the question: Give me a drink (verses 7 to 15). He will share with her that he is the one who can give life-giving water. Then, after she realizes that he knows everything about her, she will confess that

He is the Messiah (verses 16 to 26). In the third sub-story Jesus will tell his disciples that the Fields are ready for the harvest (verses 27 to 42), and many Samaritans in the town will come to believe that he is the Messiah, the savior of the world.

At the end of this chapter, we discover the story of Jesus Healing a son in Galilee (verses 43 to 54). The picture shows a man kneeling in front of Jesus. This man is a royal official whose son is sick. Jesus will invite him to believe that His son would live, thus showing that by welcoming by faith the word of Jesus, his son would be healed indeed. This miracle is called the second sign, and it will occur in Cana, the same place where Jesus gave the first sign of the water turned into wine (in chapter 2). These signs are not simply miracles, but more than that they are signs pointing to Jesus as the savior of the world.

Now, I invite you to hide the image of chapter four and to recall the picture, position and title of the three stories of this chapter.

Do you remember the title of the chapter?

Do you remember the picture of the first story, its position and its title?

Where is the third story? What is its picture and title?

What about the picture of the long second story? What is its position and title? Do you recall the three parts of this story?

- What was Jesus' question in the verses 7 to 15?
- What was the confession of the woman in verses 16 to 26?
- What then were the words of Jesus to his disciples in verses 27 to 42?

Once you have remembered all these three stories, their picture, position and title, the three subtitles of the second story and the title of this fourth chapter (*Messiah in Samaria*), please move on to the next chapter.

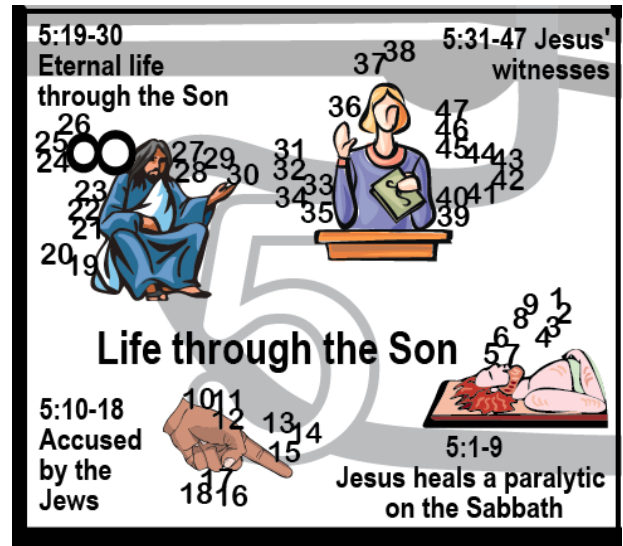
Chapter 5: Life through the Son

In this chapter, we learn that we can receive Life through the Son, who is Jesus.

This chapter can be divided into two parts. The first half of the chapter contains a healing and the reaction of the Jews:

- In verses 1 to 9, the first story shows us how Jesus heals a paralytic on the Sabbath. We can see the picture of a paralyzed man lying on his back, just before Jesus heals him.

- Then, in the second story, verses 10 to 18, we read how Jesus will be Accused by the Jews, because he healed a man on the Sabbath and also because he calls God his own Father. The image for this story is a finger pointing downward, a finger accusing Jesus.



The second half of the chapter tells how Jesus responds to this accusation:

- In the third story, verses 19 to 30, Jesus stresses that if we believe in Him - the Son of God - we will receive Eternal life through the Son. The picture shows Jesus seated as he teaches, with the infinity symbol on his left shoulder, to represent eternity. The fourth and last story of the chapter, verses 21 to 47, is about Jesus' witnesses, who confirm that what He says is true, that he is indeed the Son of God. The picture shows someone witnessing at a trial, with the right hand lifted as the person promises to tell the truth. In this fourth story, Jesus invites his listeners not to condemn him but to believe in him. He mentions four witnesses: John the Baptist, the works the Father gave him to do, His Father and the Scriptures. This is a direct response to the accusation found in the second story.

Thus ends this chapter five.

As you hide the graphic, are you able to remember the first picture, with its position and title?

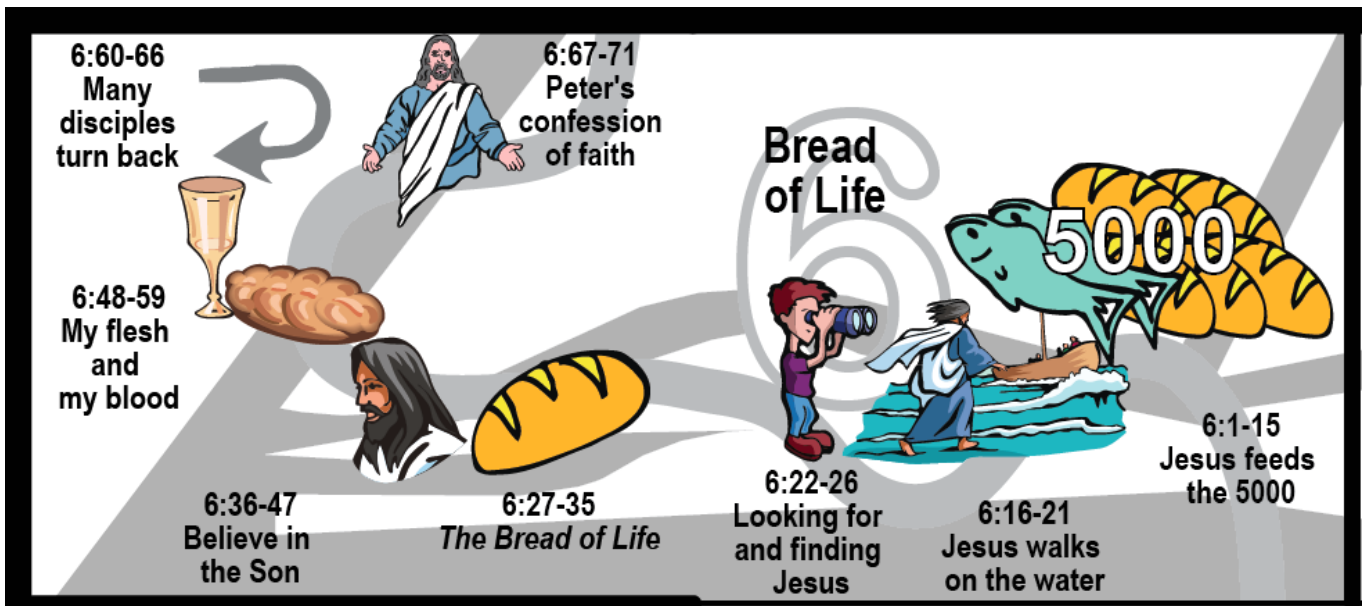
What about the picture for the second story? Where is it found? What is its title?

What is the title of the fourth story? What is its picture and position? How is it related to the second story?

What is the title of the whole chapter?

What about the third story, what is its picture, position and title?

Once you are able to remember with ease all these elements, move on to chapter 6.



Chapter 6: Bread of Life

This long chapter presents to us Jesus as the Bread of Life.

The first half of the chapter, on the right side, is about two miracles and how people will respond to them.

- The first story, in verses 1 to 15, shows how Jesus feeds the five thousand, the only miracle that is available in the four Gospels. The picture shows five loaves of bread and two fishes, that the disciples brought to Jesus. These loaves and fishes are like the mustard seed of the faith of the disciples that Jesus will use for this miracle.
- Then, in the second story, verses 16 to 21, the disciples are in a boat with a strong wind blowing while Jesus walks on the water.
- The picture for the third story, in verses 22 to 26, is a boy searching for something with binoculars, and is titled Looking for and finding Jesus.

In the second half of the chapter, on the left side, Jesus explains the deeper meaning of the multiplication of the bread, that He is the Bread of life, and we discover how the disciples react to this astonishing teaching.

- In the fourth story, verses 27 to 35, Jesus proclaims the first of the seven "I am" statements found in this Gospel¹, saying: I am the Bread of Life. The picture is a loaf of bread, like those pictured for the first story of the chapter.
 - The fifth story, found in verses 36 to 47, shows the face of Jesus. Here, we are invited to Believe in the Son.
 - In the sixth story, verses 48 to 59, Jesus then tells people: "Eat my flesh and drink my blood," in order to receive life for themselves. The picture for this story is a loaf of bread and a cup of wine.
 - The seventh story, in verses 60 to 66, shows the reaction of many of his disciples to this challenging teaching: Many disciples turn back. The image is an arrow making a U-turn, for the disciples that turn away from Jesus.
- The chapter ends with the eighth story, in verses 67 to 71. The image shows Jesus with his arms wide open, as he asks the Twelve what they choose to do in response to his teaching. The title of this eighth story is Peter's confession of faith in him, as Peter answers to his beloved master: "We believe and know that you are the Holy One of God."

¹ The "I am" statements are found in: 6:35 Bread of life, 8:12 Light of the World, 10:7 The gate for the sheep, 10:11 The good shepherd, 11:25 The resurrection and the life, 14:6 The Way the Truth and the Life, 15:1 The true vine. For each of these important verses, you will notice that on the StudyMap with the verses, the verse numbers are bigger than the others.

Now, hide the image of this long chapter six and recall the picture, position and title of the stories of this chapter.

Do you remember the title of this chapter?

Do you remember the picture of the first story, its position and its title?

Where is the second story? What is its image and title?

What about the third story, its picture, position and title?

Then, in the second half of the chapter, do you remember the picture and title of the fourth story?

Where is the fifth story, its picture and title.

What about the sixth story?

Now, concerning the reaction of the disciples, where is the seventh story, what is its title and picture. Where is the eighth story, its picture and title?

Through this long chapter, are you able to recall which three stories have at least one loaf of bread in their picture? Can you recall their titles?

Would you be able to recount the titles of the three stories which have a picture of Jesus in them?

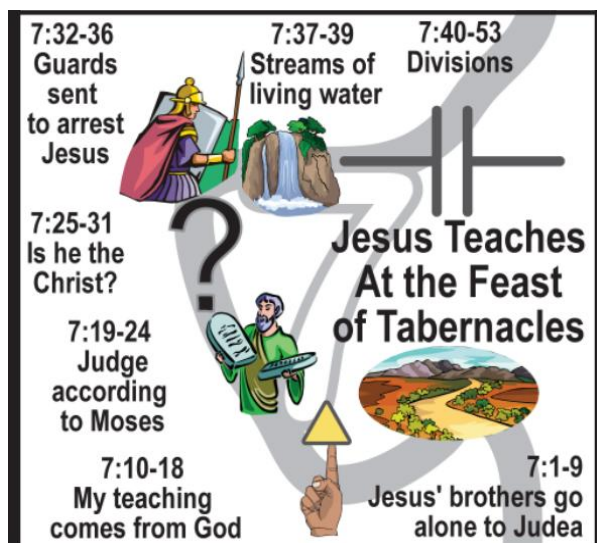
Finally, can you remember the title of chapter 6?

Once you are able to recall with ease all these elements, please move on to chapter 7.

Chapters 7 to 12: Ministry in Jerusalem

In these chapters, Jesus comes to do Ministry in Jerusalem. In chapter 7, he invites people to believe that he comes from God as he teaches at the Feast of the Tabernacles. In chapter 8 he shows the way to freedom from sin through faith in him. In chapter 9 he heals a blind man and speaks of spiritual blindness. In chapter 10, Jesus teaches that He is the Good Shepherd, and in chapter 11 is the Resurrection of Lazarus, and he teaches that he is the Resurrection and the Life. Then, in chapter 12, is the final entry in Jerusalem, for his last week of ministry during his earthly life.

Chapter 7: Jesus Teaches at the Feast of Tabernacles



In this chapter, we learn as Jesus teaches at the Feast of Tabernacles.

In the First half of chapter seven, we discover how Jesus comes in secret to Jerusalem, teaches and challenges his listeners to decide for themselves if what he says is from God.

- In the first story, verses 1 to 9, Jesus' brothers go alone to Judea, while Jesus stays in Galilee. The picture shows a country road, like the road that Jesus' brothers took to go to Jerusalem.

- The second story, verses 10 to 18, presents Jesus finally going to Jerusalem for the Feast of Tabernacles, and stressing to the Jewish leaders: My teaching comes from God. The picture shows a finger pointing upward, toward a triangle which is representing God, in order to illustrate that Jesus' teaching is pointing us toward God.

- Third story, verses 19 to 24. Here, Jesus challenges his listeners to Judge according to Moses, to stop judging by mere appearances, and make a right judgment. The picture shows Moses, with the tables of the law in his hands.

In the second half of chapter seven, we read about the reaction of the people in Jerusalem to Jesus' teaching.

- In the fourth story, verses 25 to 31, people ask: Is he the Christ? , and we read how many in the crowd will put their faith in him. The picture of a question mark stresses that these verses are about the question people asked.

- The fifth story, verses 32 to 36, describe how there are Guards sent to arrest Jesus. The picture shows an armed guard.

- The sixth story, verses 37 to 39, present Jesus' teaching that for those coming to him, Streams of living water will flow from within them. By this, Jesus means that those who would welcome the Spirit Jesus was to send, would be filled and able to share with other this life-giving Spirit. The picture shows a waterfall, with trees on the two sides of the fall, to show water flowing powerfully.

- The seventh story, verses 40 to 53, describe Divisions. The picture shows two parts without connections between them, like the two groups of people who disagree about who Jesus is. Both the people and the Jewish rulers were divided on how to respond to Jesus. Is he the prophet announced by Moses in Deuteronomy 18:18? Is he the Christ? Or is he only a deceiver who needs to be arrested? These questions were raised already in the fourth story with the picture of a question mark.

Thus ends this chapter.

As you hide the graphic, do you remember the title of this chapter seven?

Are you able to remember the first picture, with its position and title?

What is the title of the third story, with the picture of Moses?

What about the picture for the second story? Where is it found? What is its title?

In the second part of the chapter, do you remember the title of the fifth story, with the picture of a guard?


What is the picture of the fourth story? What is its title?

What is the picture and title of the seventh story, at the top right corner? How is it related to the fourth story we just mentioned?

What is the picture of the sixth story, verses 37 to 39, at the center top position? What is its title?

Once you are able to remember with ease all these elements, move on to chapter 8.

Chapter 8: Freedom From Sin Through Faith in the Son



In this chapter, we learn that we can receive Freedom from Sin Through Faith in the Son of God, who is Jesus.

In the First half of chapter eight, verses 1 to 36, we discover how Jesus responds to a case of adultery, and that he is the Light of the world and the light of life, he who can set us free from sin and death.

- In the first story, verses 1 to 11, we read the story of An adulteress forgiven, and how Jesus focuses primarily on deliverance from sin and not on punishing. He prepares us to understand that He is the one who can deliver from sin and from its fatal consequences, if only we believe in him and turn away from our sinful ways. The picture shows a woman kneeling and afraid of the consequences of her sin of adultery, as she is brought before Jesus.

- In the second story, verses 12 to 20, Jesus pronounces the second "I am" statement of this Gospel, saying "I am the light of the world." He is the light who shows us the darkness of sin and leads us toward life with our Holy God. The picture shows a candle burning in front of the world, to remind us that he is indeed the one who is above the world and can shed light and deliver us from darkness.

- With the third story, verses 21 to 29, we learn how Jesus predicts his death, and how this will reveal the truth of his words and that He speaks only what the Father had taught him. The picture shows an empty cross, the tool which will be used to try to destroy Jesus, but that will later become a sign of his power over sin and death through his resurrection.

- Fourth story, verses 30 to 36. Here, Jesus proclaims that if you are his disciple, you will know the truth, and The truth will set you free from sin and death. The picture shows two hands with shackles that are broken into pieces. These shackles represent sin from which Jesus can and will deliver us if we become His disciples, thus enabling us not to sin and to walk in the light.

In the second part of chapter eight, verses 37 to 59, a question is raised: who are we really following - who is our father: the devil or God?

- The Fifth story, verses 37 to 47, shows how each of us have to answer the question "Who is your father?", because we do what our father does. Those who wanted to kill Jesus showed that their father was the devil. It is not enough to be Abraham's descendants to be obedient children of Abraham. If we are indeed children of God, we will love and obey Jesus because he comes from God. Thus, we cannot sin and claim we are children of God. The picture shows a father walking with his son, to remind each of us of this important question: who is your father?

- In the sixth story, verses 48 to 59, Jesus pronounces an amazing statement, saying: Before Abraham was, I am. This implies that Jesus existed before Abraham, that he was already with God, and that he is God. The picture shows the faces of both Abraham and Jesus, with Jesus' picture above Abraham, to help us remember that Jesus is greater than Abraham.

This is the end of chapter eight, in which we learned that we can receive Freedom from Sin through Faith in the Son.

Now, I invite you to hide the graphic. Are you able to remember the first picture, with its position and title? What is the title of the third story, with the picture of a cross?

What is the picture of the story "I am the light of the world"? Where is it located?

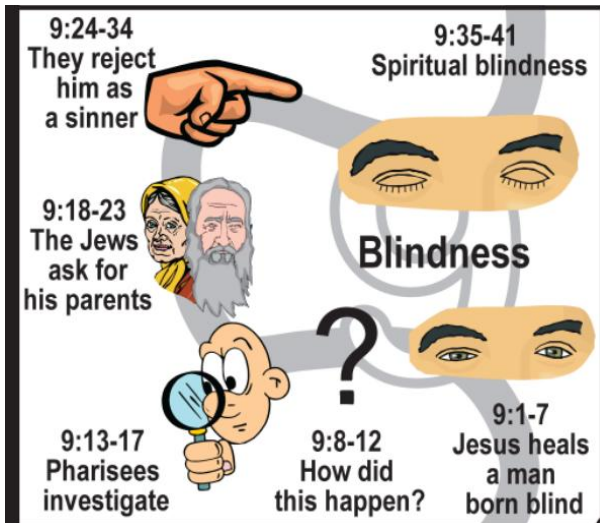
What about the picture for the fourth story, which ends the first half of chapter eight? Where is it found? What is its title?

In the second part of the chapter, do you remember the title of the fifth story, with the picture of a father with a son? What is the picture and title of the sixth story, at the top right corner?

Do you remember the title of this chapter?

Once you are able to remember with ease all these elements, move on to chapter 9.

Chapter 9: Blindness



Chapter nine, which speaks about physical and spiritual blindness, has three parts.

In the first part, in verses 1 to 7, Jesus heals a man born blind. The picture shows opened eyes, because Jesus opened the eyes of a man born blind.

In the second part, verses 8 to 34, we read stories two to five, about the consequences of this healing, and how the Jewish leaders will investigate this healing on the Sabbath.

- In verses 8 to 12, the second story, the people around the healed man ask: How did this happen? The picture of a question mark reminds us of this.

- Then, in verses 13 to 17, the third story, some of the Jewish leaders, called Pharisees, will investigate. The

picture of a person with a magnifying glass helps us think of someone investigating the healing of the man.

- The fourth story, in verses 18 to 23, shows how the Jews ask for his parents. The picture shows the parents of the man healed.

Something to keep in mind in the Gospel of John is that the expression "the Jews" often does not represent all the Jews but simply the Jewish leaders of the time of Jesus. Jesus and all his early disciples were Jews, but they were clearly not included in the expression "the Jews" used in this story.

- The fifth story, in verses 24 to 34, describes how the healed man was be Rejected as a sinner by the Jewish leaders, because the healing took place on a Sabbath and these leaders refused to accept that God is free to heal even on a Sabbath. The picture of an accusing finger is used to describe this rejection.

- In the last part of the chapter we read the sixth story, verses 35 to 41. In response to this wrongful rejection, Jesus will say that these leaders are guilty of Spiritual blindness, because they pretend to see while they don't discern correctly God's work through Jesus. The picture shows closed eyes, representing this spiritual blindness. This is the end of chapter nine.

As you hide the graphic, are you able to remember the title of chapter nine?

What is the picture for the first story, and its title?

What is the picture and title of the sixth and last story of the chapter?


What is the second story, its picture and title?

Do you remember the third story, titled "Pharisees investigate"? Where is it and what is its picture?

What is the next story, its picture and title?

What is the title of the story with a pointing finger, in the top left corner?

Once you remember without hesitation all these elements, you are invited to turn to chapter ten about the Good Shepherd.



Chapter 10: The Good Shepherd

In this Chapter, Jesus teaches to his disciples that he is The Good Shepherd.

In the first part of chapter 10, in verses 1 to 21, we learn that Jesus is the Gate for the sheep, and that he is the Good Shepherd.

- In the first story, verses 1 to 5, Jesus stresses that The sheep recognize their shepherd. The picture of a sheep helps visualize this teaching.

- In the second story, verses 6 to 10, Jesus tells I am the gate for the sheep. This is the third "I am statement" pronounced by Jesus in this Gospel. Jesus also stresses that whoever enters

through him will be saved. The picture of a door reminds us of this important teaching. This door is connected to the first picture of a sheep, because Jesus is the gate for the sheep.

-It is in the third story, verses 11 to 21, that Jesus gives the fourth I am statement, saying: I am the Good shepherd. Jesus is the good shepherd, who lays down his life for the sheep, as we clearly see through the sacrifice of his life for his disciples. The picture shows a shepherd faithfully staying with his sheep and taking care of them even when there are dangers, like Jesus who carried our sins and died on the cross for us.

The second half of the chapter, verses 22 to 30, shows different reactions to Jesus' teaching.

- In the fourth story, verses 22 to 30, the Jews ask: Are you the Christ? The picture of a question mark illustrates this query. Jesus answers them "I did tell you, but you did not believe."

- Then, Jesus clearly says in the fifth story, verses 31 to 39: I am God's Son. The picture of Jesus, with the triangle representing God around him, helps us remember this affirmation of Jesus.

- The chapter finishes with the sixth story, in verses 40 to 42, titled Many believed. The picture represents different persons who come to believe in Jesus.

Now, please hide the graphic and remember the picture of the first story. What is its title?

What is the second story? What is the title and the picture? How is this picture related to the first one?

What is the image of the third story? What is the title?


Now, in the second half of the chapter, what is the picture in the top left corner, for the fourth story? What is the associated title?

What is the picture and title of the fifth story?

What is the picture of the sixth story? Where is it located? What is the title?

Do you remember the title of the whole chapter?

Once you know all these elements without difficulty, please continue with chapter 11.



Chapter 11: Resurrection of Lazarus

In this chapter, we read about the disease, death and Resurrection of Lazarus, and the reaction of the Jewish leaders.

- In the first story, verses 1 to 10, Jesus learns that Lazarus is sick, and yet he will wait before coming, knowing the powerful sign that God wants to perform. The picture for this story shows Lazarus sick and one of his sisters touching his forehead.

- In the second story, verses 11 to 16, we discover that Lazarus is dead. The picture shows Lazarus' body wrapped for burial.
 - In the third story, verses 17 to 27, Jesus says to Martha, the sister of Lazarus, that his brother will resurrect. He then pronounces his fifth "I am" statement, saying: "I am the Resurrection and the life." The picture of a growing flower represents the power of life present in resurrection.
 - Then, in verses 28 to 37, Jesus weeps when he sees where Lazarus' body has been placed. This is represented by the picture of an eye with a tear.
 - In the fifth story, verses 38 to 44, Jesus raises Lazarus. This demonstration of power over life and death will be confirmed in chapter 21 when Jesus will resurrect himself. The picture shows Jesus calling Lazarus out of the tomb, with Lazarus still wrapped with strips of linen and his two sisters coming to him.
 - The sixth story of the chapter, verses 45 to 57, describes The plot to kill Jesus. Concerned by the growing popularity of Jesus and the risk of a repression by the Romans, the Jewish leaders begin to plan Jesus' death. The picture shows two Jewish leaders plotting the death of Jesus.
- This is the end of chapter 11.

Now, please hide the graphic. Do you remember the title of the chapter?

What is the first picture, and its title?

What is the picture of the second story? What is the title?

What is the title of the story with the picture of a growing flower?

What is the position, picture and title of the fourth story?

What is the picture of the fifth story? What is the title?

Where is the last story? What is its picture and title?

Once you remember with ease these elements, please continue with chapter 12.

Chapter 12: Final Entry in Jerusalem



We find, in this chapter, Jesus' Final Entry in Jerusalem.

The first half of the chapter describes Jesus coming to Bethany and then to Jerusalem.

- In verses 1 to 8, as Jesus stays in the house of Lazarus in Bethany, Mary anoints Jesus' feet, with humble devotion. This is a way for Mary to prepare Jesus for his burial. Her action also stresses that he is the Christ, for the word Christ means "the anointed one." This is a perfect preparation for Jesus, the anointed king, before his triumphal entry in Jerusalem. The picture shows a woman wiping Jesus' feet with perfume.

- The second story, in verses 9 to 11, describes the Plot to kill Lazarus. The image depicts two Jewish leaders plotting together.

- The third story, in verses 12 to 19, is the Triumphal entry in Jerusalem. Jesus was already anointed like a king by Mary. Now, he is welcomed as the King of Israel by the crowd. The picture shows Jesus sitting on a donkey, as the crowd joyfully meets him with palm branches.

The second half of chapter 12, the stories 4 to 7, is about the initial reactions following Jesus' triumphal entry.

- The fourth story, in verses 20 to 26, presents how Some Greeks seek Jesus, and Jesus' response to this request. The associated picture shows two Greek men.

- In the fifth story, verses 27 to 36, Jesus proclaims that The Son of man must be lifted up. He said this to show the kind of death he was going to die. The picture of a cross looking like an upward arrow helps us to remember this teaching about being lifted up.

- The sixth story, in verses 37 to 43, is about the unbelief of many, despite the miraculous signs performed by Jesus. The picture of a young man doubting illustrates this fact.
- In the seventh story, verses 44 to 50, Jesus explains: My words come from the Father. The image represents a finger pointing toward the Father in heaven.

As we come to the end of chapter 12, please hide the graphic.

Do you remember the title of the chapter?

What is the image of the first story? Where is it located? What is the title?

What is the title of the second story, with the picture of two Jewish leaders speaking?

Do you remember the third story, its position, picture and title?

Then, what is the fourth story? What is the picture, title and position?


What is the title of the fifth story, with a cross looking like an upward arrow?

What is the picture of the sixth story, which has the title "unbelief"?


Finally, what is the seventh picture, located in the bottom left corner? What is the title?

Once you are able to respond easily to these questions, and to visualize the seven pictures of the chapter, please move to chapter 13.

Chapter 13: Jesus the Servant Will Be Betrayed



Chapter 14: Jesus' Father and the Spirit of Truth



In chapter 14, we learn about Jesus' Father and the Spirit of Truth.

- In the first story, verses 1 to 7, Jesus teaches his disciples I am the way, the Truth and the life. He invites his disciples to trust in Him as they trust in God. When he mentions that he will soon go to his Father's house to prepare a place for them, Thomas says that they don't know the way to this place. Jesus responds to him: "I am the way, the truth and the life". This is the sixth "I am statement" of this Gospel, that help us to understand who Jesus is. He is the only way to God the Father, he is the living truth of God's teaching about what humanity should be, and he is the source of life for all those who believe in him. The picture for this

story shows a path leading to a house, to help us think of the way to the place Jesus is preparing in heaven for each of his disciples.

- In the second story, verses 8 to 14, Philip asks Jesus: Show us the Father. To this, Jesus responds saying: "Anyone who has seen me has seen the Father." Jesus and the Father are one. The picture of an open eye helps us remember that the disciples want to see the Father.

- The third story, verses 15 to 26, teaches us about Love, obedience, and the Spirit of Truth. Here, Jesus prepares his disciples to love him through obedience to his teaching. In order to be able to experience this love, they will have to receive the Holy Spirit, the Spirit of truth, the counselor sent by the Father to teach all things and remind us of all the words of Jesus. The picture of a heart helps us think of the love Jesus wants his disciples to demonstrate through their obedience to his teaching. The image of the dove above the heart helps us not to forget that it is the Holy Spirit who will lead us into the truth and love of Jesus.

- In the fourth story, verses 27 to 31, Jesus tells his disciples: Do not be afraid. As he is preparing to return to His Father, Jesus gives his peace to the disciples, to help them not to be afraid as the time of his crucifixion and resurrection approaches. The image of a man smiling helps us think of a peace that allows us not to be afraid even in the midst of difficulties.

Thus ends chapter fourteen, Jesus' Father and the Spirit of Truth.

Now, as you hide the graphic, do you remember the picture and title of the first story?

Are you able to remember the title of the whole chapter?

What is the title of the second story, with the image of an open eye?

What is the picture of the fourth story? Where is it located, and what is its title?

What about the third story? What is the picture? What is the title?

Once you remember all this without hesitating, please continue with chapter 15.

This tutorial is not finished yet.

God willing, by October 2010, the presentation of the 21 chapters for this tutorial will be finished.

Then, in the following months, there will be available a more detailed presentation of each chapter, up to the verse level, always using this StudyMap approach.

My hope and my prayer is that these tools will be useful to you for learning more thoroughly the liberating message of Jesus Christ, the Word of God, and to share it with others.

Yours in the Messiah

Stéphane Tibi

Réunion Island, September 20, 2010